

Parameter and Controller Synthesis for Markov Chains with Actions and State Labels

Bharath Siva Kumar Tati and Markus Siegle

Universität der Bundeswehr München, Dept. of Computer Science, Germany
Bharath.Tati@unibw.de, Markus.Siegle@unibw.de

Abstract

This paper introduces a novel approach for synthesizing parameters and controllers for Markov Chains with Actions and State Labels (ASMC). Requirements which are to be met by the controlled system are specified as formulas of asCSL, which is a powerful temporal logic for characterizing both state properties and action sequences of a labeled Markov chain. The paper proposes two separate – but related – algorithms for untimed *until* type and untimed general asCSL formulas. In the former case, a set of transition rates and a common rate reduction factor are determined. In the latter case, a controller which is to be composed in parallel with the given ASMC is synthesized. Both algorithms are based on some rather simple heuristics.

1998 ACM Subject Classification C.4 Performance of Systems, D.2.4 Software/Program Verification (Model checking), G.3 Probability and Statistics (Markov processes)

Keywords and phrases Markov chains with actions and state labels, parameter synthesis, controller synthesis, probabilistic model checking

Digital Object Identifier 10.4230/OASICS.SynCoP.2015.63

1 Introduction

Markov chains are widely used to model systems with stochastic behavior and to analyze their quantitative properties such as performance (e.g. utilization, throughput or response time) or dependability (e.g. availability or mean time to failure). Models are usually obtained by transforming from high-level descriptions such as Petri nets or process algebraic descriptions etc. into low-level Markov chains. ASMCs are continuous-time Markov chains extended with actions and state labels. To specify requirements of ASMCs, the temporal logic asCSL [3], which is an extension of CSL [1, 4], has been developed. In particular, asCSL makes it possible to specify complex path-based behavior with the help of regular expressions over state properties and action labels. The process of model checking ASMCs is explained in [3].

The topic of this paper is how to create a controller (also called a supervisor) that controls a given ASMC (also called plant) such that it will satisfy the given path-based requirements specified in asCSL. To this aim, we first study the special case of untimed until-type formulas and then proceed to general untimed path-based requirements. In the former case, we propose an algorithm for parameter synthesis which determines a subset of the ASMC's transitions and a common factor by which those transition rates are to be reduced. In the latter case, a controller is synthesized via a product automaton construction borrowed from the asCSL model checking algorithm where, again, rate reduction plays an important part in this construction. Composing the controller in parallel with the original plant will ensure that the requirement is satisfied. It is important to note that the controller will not only change a set of transition rates, but also potentially change the structural behavior of the plant. We have made the deliberate decision to work with rate reduction factors (as opposed to rate acceleration), since we advocate that it is in general possible to slow down a process



© Bharath Siva Kumar Tati and Markus Siegle;

licensed under Creative Commons License CC-BY

2nd International Workshop on Synthesis of Complex Parameters (SynCoP'15).

Editors: Étienne André and Goran Frehse; pp. 63–76

OpenAccess Series in Informatics



OASICS Schloss Dagstuhl – Leibniz-Zentrum für Informatik, Dagstuhl Publishing, Germany



(e.g. by reducing the speed of a machine or the capacity of a server), whereas speeding up a process may not be possible, since this would require additional resources. The present paper only considers the controller synthesis problem for untimed asCSL properties, i.e. here we do not consider time-bounded or time-interval-bounded requirements.

Related work: As early as 1993, Lawford and Wonham described an algorithm for synthesizing probabilistic supervisors for a class of probabilistic discrete event systems where a subset of the events is controllable [13], initiating a strand of research that is still active today (see e.g. [14]). The related area of model checking parametric Markov chains has been studied for more than a decade [6]. Some of that work is devoted to the problem of how to deal with the growing symbolic size of the rational functions obtained for the reachability probabilities of interest. This was addressed in [8] for Markovian models with rewards and nondeterminism, and associated tools have been provided [7]. Some approaches for rate parameter synthesis use a discretization of one-dimensional or multi-dimensional parameter ranges over a grid, together with refinement and/or sampling techniques [9]. The recent paper [15] synthesizes rate parameters such that either a given CSL time-bounded property should hold or that the probability of satisfaction is maximized. Their algorithms rely on uniformization combined with the computation of lower and upper bounds as described in [5], and also use parameter range refinement and sampling.

Our approach described in this paper is different in that we do not work with parametric Markov chains, but with Markov chains whose rates are given as constant values. Our problem then is to determine a subset of the transition rates to be modified, and a common reduction factor for those rates, such that a given requirement will be satisfied. In this paper, we consider only untimed requirements, but we deal with the full generality of asCSL-type path properties (without nested probabilistic path operators). This requires the synthesis of a controller which is to be composed in parallel with the given plant, thereby adapting the plant's behavior according to the requirement, possibly also changing its structural behavior.

The rest of the paper is organized as follows: Sec. 2 introduces the fundamental concepts used in this paper. Sec. 3 explains the algorithm to synthesize parameters for untimed until-type formulas, Sec. 4 explains the algorithm to synthesize both parameters and a controller for general untimed asCSL formulas, and Sec. 5 concludes the paper.

2 Preliminaries

This section explains the fundamental concepts used in rest of the paper. A Markov chain with state labels and actions (ASMC) is defined as follows [3]:

- **Definition 2.1** (ASMC). An ASMC \mathcal{M} is a tuple (S, Σ, R, L) where
- S is a finite set of states
 - Σ is the set of action labels over transitions
 - $R : S \times \Sigma \times S \mapsto \mathbb{R}_{\geq 0}$, is the transition function
 - $L : S \rightarrow 2^{AP}$ is a state labeling function, where AP is a finite set of atomic propositions

A finite untimed *path* σ in an ASMC \mathcal{M} is a finite sequence $\sigma = [(s_0, a_0), (s_1, a_1), \dots, (s_{n-1}, a_{n-1}), s_n] \in (S \times \Sigma)^* \times S$ and with $Paths(s)$ we denote the set of all finite paths originating from state s . Probabilities are assigned to sets of finite paths by the usual cylinder set construction on sets of infinite paths. An ASMC without action labels is called a state-labeled CTMC. So, the underlying CTMC for an ASMC is given by the tuple (S, R', L) , which is a result of removing the action labels and accumulating the rates of parallel transitions, i.e., $R'(s, s') = \sum_{a \in \Sigma} R(s, a, s')$. In order to specify user requirements and characterize

execution paths of ASMCs, we use the logic asCSL [3] (without time bounds and without the steady-state operator), which is an extension of the purely state-based logic CSL (continuous stochastic logic) [4].

► **Definition 2.2** (State formulas of asCSL). The grammar for untimed asCSL state formulas is given as:

$$\Phi ::= q \mid \neg\Phi \mid \Phi \vee \Phi \mid P_{\sim b}(\alpha)$$

where $q \in AP$ is an atomic proposition, \neg denotes negation, \vee denotes disjunction, $b \in (0, 1)$ denotes a probability value, $\sim \in \{<, \leq, >, \geq\}$ a comparison operator and α is a program as defined in Def 2.3. $P_{\sim b}(\alpha)$ asserts that the probability measure of the set of paths satisfying α meets the bound given by $\sim b$. The program α specifies the property for finite paths.

Remark 1. In contrast to [3], this paper considers probability bounds $b \in (0, 1)$ instead of $b \in [0, 1]$, since the approach presented here does not aim to turn a non-zero probability into zero, or to turn a probability smaller than one into one. Thus, we do not treat requirements of the form $P_{\leq 0}(\alpha)$ or $P_{\geq 1}(\alpha)$, and for similar reasons we also do not treat requirements of the form $P_{> 0}(\alpha)$ or $P_{< 1}(\alpha)$.

► **Definition 2.3** (Program). asCSL-programs are defined by the following grammar:

$$\alpha ::= \varepsilon \mid (\phi, b) \mid \alpha; \alpha \mid \alpha \cup \alpha \mid \alpha^*$$

Formally, programs are regular expressions over the alphabet $\Omega = \Phi \times (\Sigma \cup \{\sqrt{\cdot}\}) = \{(\phi, b) \mid \phi \in \Phi \wedge b \in (\Sigma \cup \{\sqrt{\cdot}\})\}$. The operator $;$ denotes sequential composition, \cup denotes alternative choice, and $*$ denotes Kleene star. Intuitively, program (ϕ, b) means that the current state s should satisfy ϕ , and then the next action taken along the path should be b . If $b \in \Sigma$, an outgoing b -transition has to be taken, and if $b = \sqrt{\cdot}$ (pseudo-action $\sqrt{\cdot} \notin \Sigma$), no transition is taken. The full formal semantics of asCSL is given in [3].

Untimed asCSL is an extension of untimed CSL, so every CSL formula can be expressed in asCSL. The syntax and semantics of untimed *Until* formulas are as explained in [4]. For our purpose we consider only the *Until* operator, because the parameter synthesis for the *Next* operator follows trivially from the algorithm for the *Until* operator. For the sake of completeness we provide the semantics of CSL until-type path formulas.

► **Definition 2.4** (Untimed Until). The satisfaction relation \models for untimed *Until* path formulas is defined as:

$$\sigma \models \Phi_1 \mathcal{U} \Phi_2 \quad \text{iff } \exists k \geq 0 : \sigma[k] \models \Phi_2 \wedge \forall (0 \leq i < k) : \sigma[i] \models \Phi_1$$

where Φ_1, Φ_2 are state formulas, and $\sigma[k]$ denotes the k -th state on path σ .

From here on, untimed *Until* is simply called *Until*. Any CSL untimed *Until* property can be expressed in asCSL as $\Phi_1 \mathcal{U} \Phi_2 = (\Phi_1, \Sigma)^*; (\Phi_2, \sqrt{\cdot})$, which follows from Prop. 12 in [3].

Let $Sat(\Phi)$ denote the set of states fulfilling state formula Φ . Partitioning of the ASMC state space is required to accomplish the process of parameter and controller synthesis. In particular, during the synthesis procedure, our attention will be on the states of the so-called *transit* class. This motivates the following definition:

► **Definition 2.5** (Partitioning of ASMC). Given an ASMC \mathcal{M} and an asCSL requirement $\Phi = P_{\sim b}(\alpha)$, the states with:

- $Pr(s, \alpha) = 0$ are placed in *invalid* class

- $0 < Pr(s, \alpha) < 1$ are placed into *transit* class and
- $Pr(s, \alpha) = 1$ are placed into *target* class

where, $Pr(s, \alpha)$ is defined as the probability measure of the set of paths $Pr(s, \alpha) = Pr(\sigma \in Paths(s) \mid \sigma \models \alpha)$.

in the given state formula, \sim and b have no influence on the partitioning of these three classes. Furthermore, for an ASMC \mathcal{M} and a state formula Φ , we introduce the following satisfaction relation:

$$\mathcal{M} \models_{transit} \Phi \iff \forall s \in transit : s \models \Phi$$

So, the given user requirement Φ is said to be satisfied by ASMC \mathcal{M} , iff all the states of the *transit* class satisfy Φ . The reason for this viewpoint is as motivated in *Remark 1*.

After controller synthesis, in order to satisfy the user requirement, parallel composition of the plant and the controller is necessary (see Sec. 4). Therefore we now provide a definition for parallel composition of ASMCs. Note that different stochastic process algebras possess different semantics for parallel composition [10]. For our purpose, in case of synchronization the resulting rate of two actions with rates λ and μ shall be determined by their product $\lambda \cdot \mu$ (where, in practice, one of the two factors is either equal to one or a slowdown factor $0 < k \leq 1$).

► **Definition 2.6** (Parallel composition in ASMCs). The parallel composition of two ASMCs P and Q is defined by the following rules (analogous to [2, 12]):

$$\frac{P \xrightarrow{a, \lambda} P', Q \xrightarrow{a, \mu} Q'}{P \parallel_{\Sigma_{syn}} Q \xrightarrow{a, \lambda \cdot \mu} P' \parallel_{\Sigma_{syn}} Q'} \quad (a \in \Sigma_{syn})$$

and

$$\frac{P \xrightarrow{a, \lambda} P'}{P \parallel_{\Sigma_{syn}} Q \xrightarrow{a, \lambda} P' \parallel_{\Sigma_{syn}} Q} \quad (a \notin \Sigma_{syn})$$

and a third rule, symmetric to the second one, where Q makes a move while P remains stable. In these rules, $a \in \Sigma_{syn} \subseteq \Sigma$ is a synchronizing action, and λ, μ are the transition rates. The labeling of a state (p_i, q_j) in the product ASMC is defined to be the union of the labellings of p_i and q_j .

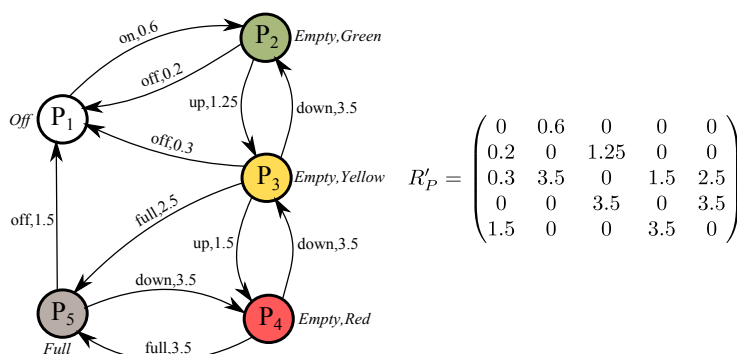
When we employ parallel composition in Sec. 4, one process will be the plant \mathcal{P} , the other process will be the controller \mathcal{C} , the set of synchronizing actions Σ_{syn} will be equal to the action set $\Sigma_{\mathcal{C}}$ of the controller, and all rates of the controller will be either equal to one or equal to a common reduction factor k , with $0 < k \leq 1$.

3 Parameter Synthesis for “Until”-type requirements

For until-type requirements, the ASMC parameter synthesis problem is intuitively explained as computing a reduction factor k for a subset of the transition rates in the original plant, so as to modify some reachability probabilities as needed. We will start with a simple example.

3.1 Example

This example considers a gas tank with an automatic filling pump, which can be turned off or on based on the levels of the tank.



■ **Figure 1** Tank \mathcal{P} shown as an ASMC with respective accumulated rate matrix.

3.1.1 Unrestricted plant \mathcal{P}

Fig. 1 shows the gas tank \mathcal{P} modeled as an ASMC along with the respective transition rates. Nodes represent different states of the tank and edges represent transitions between states. Initially, the gas tank can be in any state. *Empty* and *Full* represent different levels of the tank, and level *Empty* is further divided into *Green*, *Yellow*, *Red* for easy level reading. Note that the action labeling of transitions is irrelevant for this section.

The user requirement on \mathcal{P} is given as an untimed *Until* formula Φ ,

$$\Phi = P_{\leq 0.7}(\varphi), \text{ where } \varphi = \text{Empty} \mathcal{U} \text{Full} \quad (1)$$

which checks whether the probability to reach a *Full* state from an *Empty* state, possibly via intermediate *Empty* states is at most 0.7. By using the PRISM tool [11], we computed the probabilities of the states in ASMC \mathcal{P} to be

$$Pr(P_1, \varphi) = p_{15} = 0 < 0.7 \quad (2)$$

$$Pr(P_2, \varphi) = p_{25} = 0.69473 < 0.7 \quad (3)$$

$$Pr(P_3, \varphi) = p_{35} = 0.80589 > 0.7 \quad (4)$$

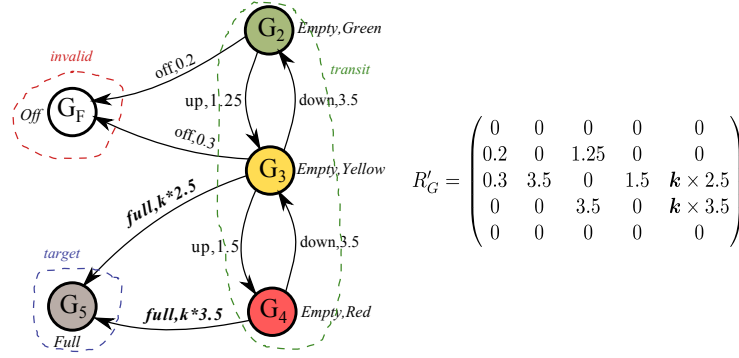
$$Pr(P_4, \varphi) = p_{45} = 0.90294 > 0.7 \quad (5)$$

$$Pr(P_5, \varphi) = p_{55} = 1 \quad (6)$$

where $p_{i5} = \text{Prob}(\text{to reach state } P_5 \text{ from state } P_i \text{ via a satisfying path})$ and $\text{Sat}(\Phi) = \{P_1, P_2\}$. According to Definition 2.5, *invalid* = $\{P_1\}$, *target* = $\{P_5\}$ and *transit* = $\{P_2, P_3, P_4\}$. From the above equations, we know state P_2 already satisfies Φ , whereas P_3 and P_4 do not. Hence, parameter synthesis is required on \mathcal{P} . This is done by reducing some of the transition rates in \mathcal{P} by a factor of k . To determine k , we create a reduced automaton \mathcal{G} .

3.1.2 Obtain the reduced automaton \mathcal{G} from \mathcal{P}

Fig. 2 shows the ASMC \mathcal{G} , which has been partitioned according to the definition 2.5. The difference of \mathcal{G} and \mathcal{P} lies in making the *invalid* and *target* classes absorbing in \mathcal{G} . According to the heuristics explained in Sec. 3.2.3, in R'_G the rates of the transitions leading from the *transit* class towards the *target* class should be reduced by the factor k . The satisfying range of k between 0 and 1 should be obtained, such that the probabilities p_{35} and p_{45} fall below 0.7 as required by equation (1).



■ **Figure 2** Reduced automaton \mathcal{G} of \mathcal{P} , and its rate matrix R'_G .

3.1.3 System of equations from \mathcal{G}

For each state G_i in *transit* class, we now construct a new equation (depending on k) for the probability p_{i5} . In our example, equations for p_{25} , p_{35} and p_{45} are obtained from the reduced automaton \mathcal{G} in Fig. 2 as follows:

$$p_{25} = \frac{1.25}{1.45} \times p_{35} \quad (7)$$

$$p_{35} = \frac{3.5}{k \times 2.5 + 5.3} \times p_{25} + \frac{1.5}{k \times 2.5 + 5.3} \times p_{45} + \frac{k \times 2.5}{k \times 2.5 + 5.3} \quad (8)$$

$$p_{45} = \frac{3.5}{k \times 3.5 + 3.5} \times p_{35} + \frac{k \times 3.5}{k \times 3.5 + 3.5} \quad (9)$$

According to equation (1), the following constraints need to be met:

$$0 < k \leq 1 \quad 0 \leq p_{25} \leq 0.7 \quad 0 \leq p_{35} \leq 0.7 \quad 0 \leq p_{45} \leq 0.7$$

Upon solving the system of equations in (7),(8),(9) along with the constraints, we obtain the satisfying range of k to be $0 < k \leq 0.326244$. Thus, the solution of the parameter synthesis problem consists of changing \mathcal{P} by multiplying the transition rates from P_3 to P_5 and from P_4 to P_5 by such a factor of k . We now proceed to the general algorithm and heuristics required to solve the parameter synthesis problem.

3.2 General Algorithm

We assume that the original plant is defined as an ASMC, $\mathcal{P}=(S_P, \Sigma_P, R'_P, L_P)$, and the user requirement is specified by $\Phi = P_{\sim b}(\Phi_1 \mathcal{U} \Phi_2)$. Algorithm 1 shows the procedure of how to determine the set of transition rates to be reduced and how to synthesize the reduction factor k . For the algorithm to deliver the correct result, the user-given *Until* formula should not contain nested probabilistic formulas. Note that this algorithm provides a simple way to control a plant according to the user requirement, but other, more distinguished, approaches would be also possible (see Sec. 5).

3.2.1 Generating the reduced automaton \mathcal{G}

The first step towards solving the parameter synthesis problem is to create a reduced automaton \mathcal{G} from \mathcal{P} .

Algorithm 1 Parameter synthesis algorithm for untimed *Until* formulas.

Input: Plant \mathcal{P} expressed as ASMC and requirement $\Phi = P_{\sim b}(\Phi_1 \mathcal{U} \Phi_2)$
Output: Set of transitions to be modified and the values of reduction factor k
if $transit = \emptyset$ **then** quit \triangleright No states whose probabilities can be modified
else
 if $\mathcal{P} \models_{transit} \Phi$ **then** quit \triangleright No need of par-synthesis, since req. is already fulfilled
 else
 Construct $\mathcal{G} = (S_G, \Sigma_G, R'_G, L_G)$ \triangleright Refer Sec. 3.2.1
 Find set of trans. rates T to be reduced and reduction factor k \triangleright Refer Sec. 3.2.2
 Change \mathcal{P} to \mathcal{P}_{mod} by reducing the rates of T by factor k
 end if
end if

► **Definition 3.1** (Reduced automaton \mathcal{G}). The reduced automaton \mathcal{G} is defined as a tuple $(S_G, \Sigma_G, R'_G, L_G)$ where:

- $S_G = S_P$
- $\Sigma_G = \Sigma_P$
- Partitioning of P is done according to Def. 2.5
- $R'_G = R'_P \setminus \{(s, a, s') \mid s \notin target \vee s \notin invalid\}$
- $L_G = L_P$

As explained in Algorithm 1, \mathcal{G} is created only if $transit \neq \emptyset$ and $\mathcal{P} \not\models_{transit} \Phi$. Once \mathcal{G} has been constructed according to Def. 3.1, some rates of R'_G need to be chosen for synthesis based upon some heuristics (sec 3.2.3) on the given property Φ .

3.2.2 Obtain k from \mathcal{G}

Parameter synthesis is based upon some rules as follows:

1. Transition rates in R'_G cannot exceed the original rates in R'_P and cannot be made zero.
2. Some transition rates in R'_G will be reduced by a common factor k (where $0 < k \leq 1$), to make sure that the probability during model checking will satisfy the bound given in Φ . The set of transition rates to be multiplied with k is determined according to the heuristics explained in Sec. 3.2.3.
3. Create a system of (rational polynomial) equations for model checking. There is one equation for each state from *transit* class, representing its probability to reach the *target* class via a satisfying path.
4. Impose the constraints on probabilities according to the given Φ .
5. Solve these equations and constraints for the probabilities, and the resultant k leads to a model that satisfies the user requirement.

3.2.3 Heuristics on \mathcal{G}

In R'_G , some of the rates need to be reduced by a common factor k , such that \mathcal{G} satisfies the requirement Φ . The following heuristics are applied to modify the rates. If in the given formula Φ

1. the probability bound is a lower bound, i.e. $P_{\geq b}(\varphi)$ or $P_{> b}(\varphi)$, then the rates of all transitions leading from class *transit* to class *invalid* should be multiplied by the reduction factor k ,

2. or, if the probability bound is an upper bound, i.e. $P_{\leq b}(\varphi)$ or $P_{< b}(\varphi)$, then the rates of all transitions leading from class *transit* to class *target* should be multiplied by the reduction factor k .

These heuristics determine the set of transition rates to be reduced, and the common reduction factor k ($0 < k \leq 1$) can then be found by solving the set of equations with the imposed constraints.

► **Theorem 3.2.** *Assume that $\text{transit} \neq \emptyset$. Then the set of constrained equations constructed according to the heuristics in Sec. 3.2.3 will always have a solution.*

Proof. For the reduction factor k it holds that $0 < k \leq 1$. This means that one can make the chosen set of transition rates arbitrarily close to zero (without completely disabling the transition). The heuristics distinguishes three classes *transit*, *target* and *invalid*, of which the latter two classes are absorbing. The *target* and the *invalid* class are reachable from the *transit* class by definition. Hence, the uniform reduction of rates between two classes will make the transitions between the other two classes more likely and this will always lead to a solution. ◀

We end this section by characterizing the relation between the ASMC \mathcal{P} and its reduced automaton \mathcal{G} . If \mathcal{G} satisfies Φ , that implies that the modified version of \mathcal{P} will also satisfy Φ , because of the fact that \mathcal{G} focuses only on *transit* class of \mathcal{P} . This is stated by the following Theorem.

► **Theorem 3.3.** *For any ASMC \mathcal{P} and its reduced automaton \mathcal{G} , and for any untimed until-type formula Φ without nested probabilistic path operators, it holds that*

$$\mathcal{G} \models_{\text{trans}} \Phi \implies \mathcal{P}_{\text{mod}} \models_{\text{trans}} \Phi$$

where \mathcal{P}_{mod} is the modified version of \mathcal{P} by applying the reduction factor k to the selected transitions.

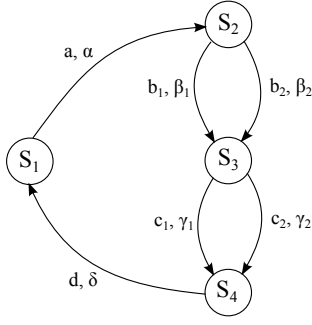
Proof. The proof follows directly from the construction of \mathcal{G} and from the semantics of until-type formulas. ◀

4 Controller synthesis for untimed asCSL requirements

Having seen the procedure to synthesize parameters for until-type requirements, we now propose an algorithm to synthesize a controller for general untimed asCSL formulas. Given a plant \mathcal{P} and a user requirement in the form of an asCSL formula, we propose a novel approach to synthesize a controller \mathcal{C} , which is another ASMC to be composed in parallel with the plant. Controller synthesis will also involve the synthesis of parameters as a subtask. To better understand the synthesis procedure, we again start this section with an example, followed by the general algorithm.

4.1 Example

Fig. 3 shows a plant modeled as an ASMC \mathcal{P} . The states can have atomic propositions, but they are not relevant for this example. The transitions shown among the states are labeled with the actions followed by their respective rates. The plant consists of 4 states and has the ability to start in any state.



■ **Figure 3** ASMC of plant \mathcal{P} .

Assume that we wish to ensure that in \mathcal{P} , once action b_1 has taken place, it will be followed by action c_1 with high probability, and the same for actions b_2 and c_2 . For this criterion, the asCSL user requirement is given as follows,

$$\Phi = P_{>0.5}(\alpha) \quad (10)$$

where, α is the following asCSL program:

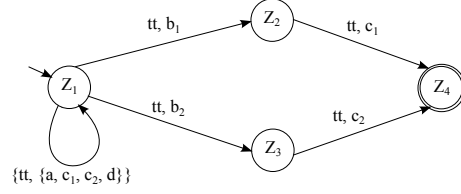
$$\alpha = ((tt, a) \cup (tt, c_1) \cup (tt, c_2) \cup (tt, d))^*; \left(((tt, b_1); (tt, c_1)) \cup ((tt, b_2); (tt, c_2)) \right) \quad (11)$$

Formula Φ states that the probability to take action b_i followed by c_i , where $i \in \{1, 2\}$, should be greater than 0.5, and tt stands for *true*. The first part of α (covered by the Kleene star), states that the initial behavior before either action b_1 or b_2 occur can be arbitrary. For model checking ASMCs against an asCSL requirement, a NPA \mathcal{Z}_α (non-deterministic program automaton) is constructed from the program α . The automaton \mathcal{Z}_α for the given α is shown in Fig. 4, and it happens to be deterministic for this example. According to the asCSL model checking algorithm [3], we now construct the product automaton \mathcal{Q} for \mathcal{P} and \mathcal{Z}_α . Fig. 5 shows this product automaton \mathcal{Q} , with the accepting state Q_8 and the absorbing fail state Q_7 . For model checking we considered the rates in \mathcal{P} to be $\alpha = 2$, $\beta_1 = 4$, $\beta_2 = 6$, $\gamma_1 = 6$, $\gamma_2 = 4$ and $\delta = 3$. Model checking the product automaton (with PRISM [11]) gave that the probability of \mathcal{P} satisfying the given Φ is 0.48 (the same for all states in \mathcal{P}), which is a violation of our requirement in equation (10). Hence, we need to synthesize a controller. A controller has the ability to modify both the transition rates and also the structural behavior of an ASMC, which is achieved by using parameter synthesis and controller synthesis respectively. For parameter synthesis, we need to construct a blueprint automaton \mathcal{B} (similar to the purpose of \mathcal{G} in Sec. 3) from the product automaton \mathcal{Q} , which is useful for applying heuristics and also to synthesize the controller. Hence, the name blueprint automaton.

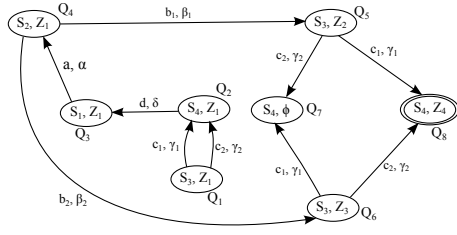
4.1.1 Blueprint automaton \mathcal{B} for this example

In the product automaton \mathcal{Q} , partitioning of the state space is performed according to the Def. 2.5, with $\varphi = tt \mathcal{U} target$. Furthermore, states starting from the initial state of \mathcal{Z}_α are exclusively placed into set *initial*. The division of the state space is as below,

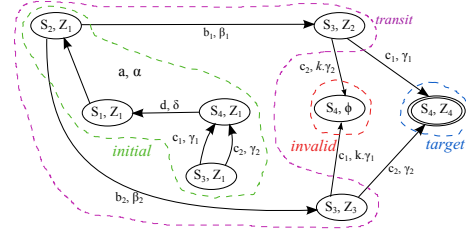
1. *target* class contains all states where $Pr\{q, \varphi\} = 1$, i.e. state Q_8 ,
2. *invalid* class contains those states where $Pr\{q, \varphi\} = 0$, i.e. state Q_7 ,
3. *transit* class contains the states where $0 < Pr\{q, \varphi\} < 1$, i.e. states Q_1, Q_2, Q_3, Q_4, Q_5 and Q_6 .



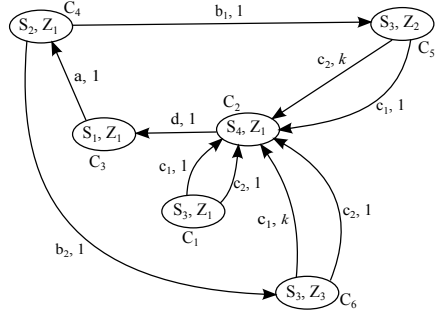
■ **Figure 4** NPA \mathcal{Z}_α for the given asCSL program α .



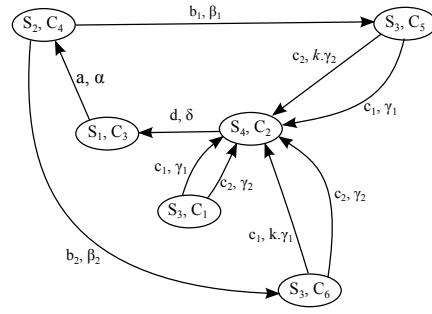
■ **Figure 5** Product automaton \mathcal{Q} .



■ **Figure 6** Blueprint automaton \mathcal{B} from \mathcal{Q} .



■ **Figure 7** Controller \mathcal{C} for the plant \mathcal{P} and requirement Φ .



■ **Figure 8** Result of parallel composition $\mathcal{P} \parallel_{\Sigma_C} \mathcal{C}$.

4. *initial* set contains only those states which start from the initial states of \mathcal{Z}_α , i.e. states Q_1, Q_2, Q_3 and Q_4 .

Note that the *initial* set is not disjoint from the other classes (e.g. some *initial* states can be *invalid* or *transit*). The reason for this classification is to identify those states which should satisfy the probability bound given in Φ (10). Fig. 6 shows the classes of \mathcal{B} obtained from \mathcal{Q} . From the automaton \mathcal{B} , some of the rates are then chosen for parameter synthesis using heuristics (Sec. 4.2.2). In order to increase the probability from 0.48 to above 0.5 as in the given Φ , the rates leaving from *transit* to *invalid* class are considered for parameter synthesis. The aim now is to find a suitable value k ($0 < k \leq 1$) as the common reduction factor for these rates. According to the model checking algorithm for asCSL [3], in the product automaton we only check for $\varphi = tt \mathcal{U} target$ formula. As we will see later, to make \mathcal{P} satisfy Φ , it is sufficient if only the states in the *initial* set of \mathcal{B} satisfy Φ , but the states Q_1, Q_2, Q_3 will not affect the probability as they have single outgoing transition. Hence, only state Q_4 needs to be considered. The probability is computed using the equations below.

$$Pr(Q_4, \varphi) = p_{48} = \frac{\beta_1}{\beta_1 + \beta_2} \times \frac{\gamma_1}{\gamma_1 + k \times \gamma_2} + \frac{\beta_2}{\beta_1 + \beta_2} \times \frac{\gamma_2}{k \times \gamma_1 + \gamma_2} \quad (12)$$

$$\text{with constraints:} \quad 0 < k \leq 1 \quad 0.5 < p_{48} \leq 1 \quad (13)$$

Solving this constrained quadratic inequality for p_{48} yields k to be ($0 < k < 0.92$). Hence any k value from this range satisfies the user given Φ .

4.1.2 Creating controller \mathcal{C} for \mathcal{P}

The controller will restrict the behavior of the plant according to the user requirements. We create a controller \mathcal{C} , such that $(\mathcal{P} \parallel_{\Sigma_C} \mathcal{C}) \models_{init \cap transit} (P \sim_b(\alpha))$. Hereby, the notation $\models_{init \cap transit} (P \sim_b(\alpha))$ means that those states $s = (S_i, C_j)$ of $\mathcal{P} \parallel_{\Sigma_C} \mathcal{C}$, where $0 < Pr(s, \varphi) <$

Algorithm 2 Controller synthesis algorithm for general untimed asCSL formulas.

Input: Plant \mathcal{P} modeled as ASMC and an untimed asCSL specification $\Phi = P_{\sim p}(\alpha)$
Output: Controller \mathcal{C} such that $(\mathcal{P} \parallel_{\Sigma_{\mathcal{C}}} \mathcal{C}) \models_{init \cap transit} \Phi$
 Construct product automaton \mathcal{Q} from \mathcal{P} and \mathcal{Z}_{α} as in [3] and classify its states
 Let $\varphi = (tt \mathcal{U} \text{ target})$
if $transit = \emptyset$ **then** quit \triangleright No states whose probabilities can be modified
else
 if $\forall s \in transit \cap initial : s \models \Phi$ **then** quit \triangleright No need of contr. synthesis
 else
 Construct $\mathcal{B} = (S_{\mathcal{B}}, \Sigma_{\mathcal{B}}, R_{\mathcal{B}}, L_{\mathcal{B}})$ from \mathcal{Q} \triangleright Refer Sec. 4.2.1
 From \mathcal{B} , find set of trans. to be modified and the red. factor k \triangleright Refer Sec. 4.2.1
 Modify the absorbing states in \mathcal{B} and multiply the selected rates with k
 The result is controller \mathcal{C}
 end if
end if

1 and C_j contains an initial state of \mathcal{Z}_{α} will satisfy Φ . We use \mathcal{B} as a blueprint for the controller, but in order to make its behavior non-blocking we make all the absorbing states of \mathcal{B} non-absorbing as follows:

- The absorbing states (S_4, \emptyset) and (S_4, Z_4) are removed and all the transitions leading to them are diverted to the state (S_4, Z_1) , because when the plant \mathcal{P} has reached state S_4 and whether or not the previous trajectory has satisfied the asCSL program α , the controlling needs to start again from the initial state of \mathcal{Z}_{α} .
- The rates which we obtained by parameter synthesis are replaced by the reduction factor k and the rest of the rates are intentionally set to 1.

Fig. 7 shows the controller \mathcal{C} created for the plant \mathcal{P} . The transition rates obtained via parameter synthesis from the states C_5 and C_6 to C_2 are multiplied by the reduction factor k , and the rest of the rates are unchanged, hence the multiplication factor is 1. We already obtained the value of k . When the parallel composition is performed between the original plant \mathcal{P} and the controller \mathcal{C} , synchronizing over all the actions in $\Sigma_{\mathcal{C}}$ as per the ASMC parallel composition rules (Def. 2.6), the resultant product automaton satisfies the user requirement Φ . The result of parallel composition of plant \mathcal{P} and the controller \mathcal{C} is shown in Fig. 8.

4.2 General Algorithm for parameter synthesis for untimed asCSL

In Algorithm 1, we explained the general procedure to synthesize the parameters for *until* type requirements. Now we give an algorithm to synthesize a controller for general untimed asCSL requirements (which also includes parameter synthesis). A prerequisite for the algorithm to work correctly is that the asCSL program α should not contain any nested probabilistic formulas.

4.2.1 Blueprint automaton \mathcal{B}

The blueprint automaton \mathcal{B} is based on the product automaton \mathcal{Q} of the plant \mathcal{P} and \mathcal{Z}_{α} .

► **Definition 4.1** (Blueprint automaton \mathcal{B}). The blueprint automaton \mathcal{B} is obtained from the product automaton \mathcal{Q} , along with the following modifications:

- In \mathcal{Q} , partitioning of state space is done according to Def. 2.5 for $\varphi = tt \mathcal{U} target$.
- Once the partitioning is done, a new set called *initial* is identified which contains all the states starting from the initial states of NPA \mathcal{Z}_α .
- Some transition rates of \mathcal{Q} are multiplied by the reduction factor k as per the heuristics in Sec. 4.2.2.

From the resultant automaton \mathcal{B} , a set of equations is created, taking into account Th. 27 in [3] which states that for an ASMC \mathcal{P} and an asCSL-program α it holds that

$$Prob^{\mathcal{P}}(s, \alpha) = Prob^{\mathcal{P} \times \mathcal{Z}_\alpha}(\langle s, Z_0 \rangle, tt \mathcal{U} target)$$

where s is a state in \mathcal{P} and Z_0 is the set of initial states of NPA \mathcal{Z}_α . From this theorem it follows that for an ASMC \mathcal{P} to satisfy the probability bound in the asCSL formula Φ , it suffices to make the states of the form $\langle s, Z_0 \rangle$ in the product automaton \mathcal{Q} satisfy the probability bound. Therefore, we construct one equation for each state in $transit \cap initial$, representing its probability to reach the *target* class via a satisfying path. Solving these equations yields the value of k .

4.2.2 Heuristics on \mathcal{B}

The heuristics on \mathcal{B} are similar to those of \mathcal{G} (Sec. 3.2.3). It applies between the classes *transit*, *invalid* and *target*, as the new set *initial* will not play any role in heuristics.

4.2.3 Controller \mathcal{C}

The controller is derived from the blueprint automaton \mathcal{B} , but to make the controller non-blocking, all absorbing states in \mathcal{B} should be made non-absorbing (by redirecting their incoming transitions). The controller \mathcal{C} is thus obtained by modifying \mathcal{B} as follows:

1. Replace all the states from the *invalid* class of the form (S_i, \emptyset) with states of the kind (S_i, Z_0) , where Z_0 is the set of starting states of the automaton \mathcal{Z}_α .
2. All the states from the *target* class like (S_i, Z_j) (Z_j is a set containing an accepting state of \mathcal{Z}_α) are replaced with (S_i, Z_0) .

5 Conclusion

For a given ASMC model (the plant) and an asCSL path-based requirement, we have studied the problem of controlling the plant in such a way that its states will satisfy the requirement, wherever possible at all. Satisfaction can be achieved by either a reduction of a subset of the plant's transition rates, or by parallel composition with a controller. We have presented two algorithms: Algorithm 1 performs parameter synthesis for untimed until-type requirements, and Algorithm 2 extends this concept to controller synthesis for general untimed asCSL formulas.

In this paper, we have restricted our attention to requirements without nested probabilistic path operators. Such nesting requires special care, since changing some parameters in order to satisfy an inner probabilistic path formula can have either a positive or an adverse effect on the satisfiability of the enclosing formula. As a simple example, the strategy to maximize the satisfaction set of $P_{\geq b_1}(\Phi_1 \mathcal{U} P_{\geq b_2}(\Phi_2 \mathcal{U} \Phi_3))$ will not be the same as for $P_{\leq b_1}(\Phi_1 \mathcal{U} P_{\geq b_2}(\Phi_2 \mathcal{U} \Phi_3))$, since in the latter case the set of states satisfying the overall formula will be larger if fewer states satisfy the inner formula. We intend to elaborate on this in a forthcoming paper.

The paper has presented feasible solutions, but did not address the question of optimality. Solutions which are “better” in some sense could be obtained by applying more complex heuristics than the ones described in this paper, for instance by allowing non-uniform reduction factors or by also reducing some rates within the class *transit*. However, how to characterize the optimal solution and how to obtain it is future work. Another important issue for future work is the control problem for *time-bounded* problems which will involve the computation of transient state probabilities with the method of uniformization.

Acknowledgments. We would like to thank the anonymous reviewers for their valuable constructive feedback and also our colleague Alexander Gouberman for his suggestions.

References

- 1 A. Aziz, K. Sanwal, V. Singhal, and R. Brayton. Model Checking Continuous Time Markov chains. In *Computer-Aided Verification*, 1996.
- 2 J. Bachmann, M. Riedl, J. Schuster, and M. Siegle. An efficient symbolic elimination algorithm for the stochastic process algebra tool CASPA. In *35th Int. Conf. on Current Trends in Theory and Practice of Computer Science (SOFSEM'09)*, pages 485–496. Springer LNCS 5404, 2009.
- 3 C. Baier, L. Cloth, B. Haverkort, M. Kuntz, and M. Siegle. Model checking Markov chains with Actions and State labels. *IEEE Trans. on Software Engineering*, 33(4):209–224, 2007.
- 4 C. Baier, B. Haverkort, H. Hermanns, and J.-P. Katoen. Model-Checking Algorithms for Continuous-Time Markov Chains. *IEEE Trans. on Software Engineering*, 29(7), July 2003.
- 5 L. Brim, M. Češka, S. Dražan, and D. Šafránek. Exploring parameter space of stochastic biochemical systems using quantitative model checking. In Natasha Sharygina and Helmut Veith, editors, *Computer Aided Verification*, volume 8044 of *LNCS*, pages 107–123. Springer Berlin Heidelberg, 2013.
- 6 C. Daws. Symbolic and parametric model checking of discrete-time Markov chains. In *Theor. Aspects of Computing - ICTAC 2004*, volume 3407 of *LNCS*, pages 280–294. Springer Berlin Heidelberg, 2005.
- 7 E.M. Hahn, H. Hermanns, B. Wachter, and L. Zhang. Param: A model checker for parametric Markov models. In *Computer Aided Verification*, volume 6174 of *LNCS*, pages 660–664. Springer Berlin Heidelberg, 2010.
- 8 E.M. Hahn, H. Hermanns, and L. Zhang. Probabilistic reachability for parametric Markov models. *Int. Journal on Software Tools for Technology Transfer*, 13(1):3–19, 2011.
- 9 T. Han, J.-P. Katoen, and A. Mereacre. Approximate parameter synthesis for probabilistic time-bounded reachability. In *Real-Time Systems Symposium*, pages 173–182. IEEE, 2008.
- 10 H. Hermanns, U. Herzog, and J.-P. Katoen. Process algebra for performance evaluation. *Theoretical Computer Science*, 274:43–87, 2002.
- 11 A. Hinton, M. Kwiatkowska, G. Norman, and D. Parker. PRISM: A tool for automatic verification of probabilistic systems. In *Proc. 12th Int. Conf. on Tools and Algorithms for the Construction and Analysis of Systems (TACAS' 06)*, volume 3920 of *LNCS*, pages 441–444. Springer, 2006.
- 12 M. Kuntz and M. Siegle. Deriving symbolic representations from stochastic process algebras. In *Process Algebra and Probabilistic Methods, Proc. PAPM-PROBMIV'02*, pages 188–206. Springer, LNCS 2399, 2002.
- 13 M. Lawford and W.M. Wonham. Supervisory control of probabilistic discrete event systems. In *Proc. of the 36th Midwest Symposium on Circuits and Systems, 1993.*, pages 327–331, vol.1, 1993.

- 14 V. Pantelic, M. Lawford, and S. Postma. A framework for supervisory control of probabilistic discrete event systems. In *12th Int. Workshop on Discrete Event Systems (WODES 2014)*, pages 477–484, vol.12, 2014.
- 15 M. Češka, F. Dannenberg, M. Kwiatkowska, and N. Paoletti. Precise parameter synthesis for stochastic biochemical systems. In *Computational Methods in Systems Biology*, volume 8859 of *LNCS*, pages 86–98. Springer International Publishing, 2014.