

## At the main gate (WESTTOR)

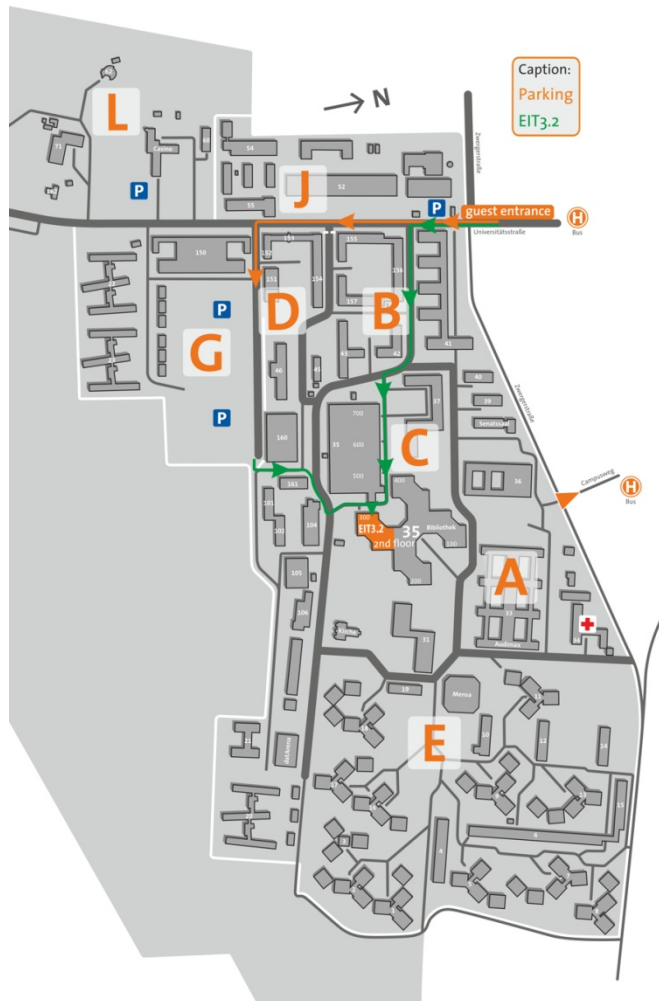
Register with the guard officer at the gate (you may be asked for showing a valid ID). In case of problems, ask the guard to call one of the following numbers to get your visit confirmed:

+49 89 6004 3607 (Office)

+49 89 6004 3611 (Lab)

## At the campus

Walk through the gate and follow the green path shown on the campus map to building 35. If you are travelling by car, follow the orange path to the parking area at the airfield and use the short red path south of the main complex to get to building 35. Enter the building through gate 3, keep straight on and pass through the glass door. Take the stairs or the elevator to the second floor. The facilities of EIT 3.2 are located straight ahead.



Institute of Information Processing  
Univ.-Prof. Dr.-Ing. Gerhard Bauch  
Institute of Communications Engineering  
Department of Electrical Engineering and Information Technology

## Directions and Sitemap

The campus of the Universität der Bundeswehr München is located southeast of Munich, adjacent to Munich city limits. This flyer shows you how to get to us by car, bus, or underground (U-Bahn)/suburban railway (S-Bahn). Visitors may access the campus using the guest entrance at the main gate (Westtor) at the junction of Zwergerstraße and Universitätsstraße.

The Institute of Communications Engineering EIT3 is situated in Building 35 which usually is referred to as the Hirschkäfer (stag beetle), a tribute to its unique architectural shape.



## From all directions

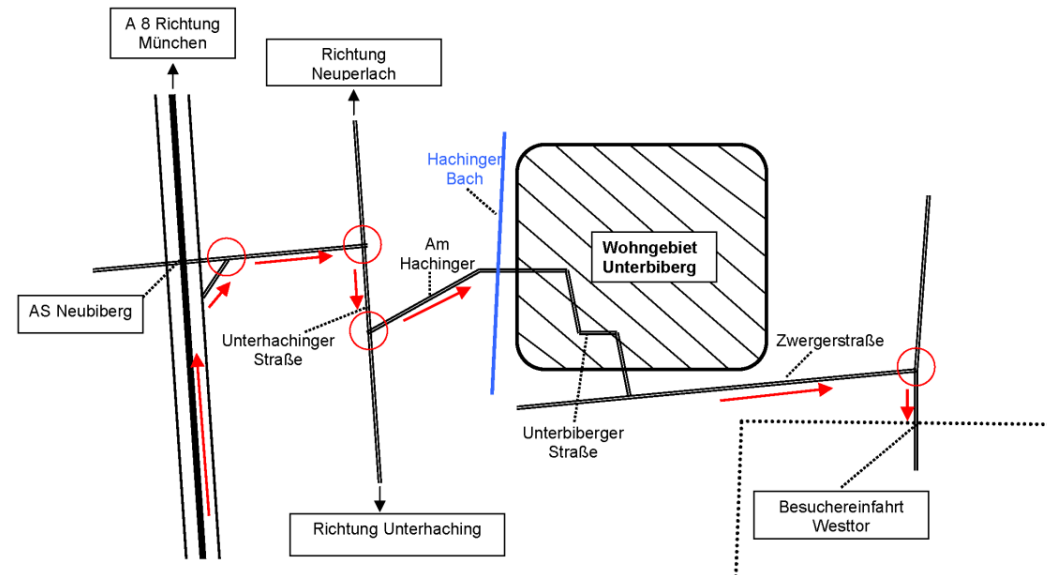
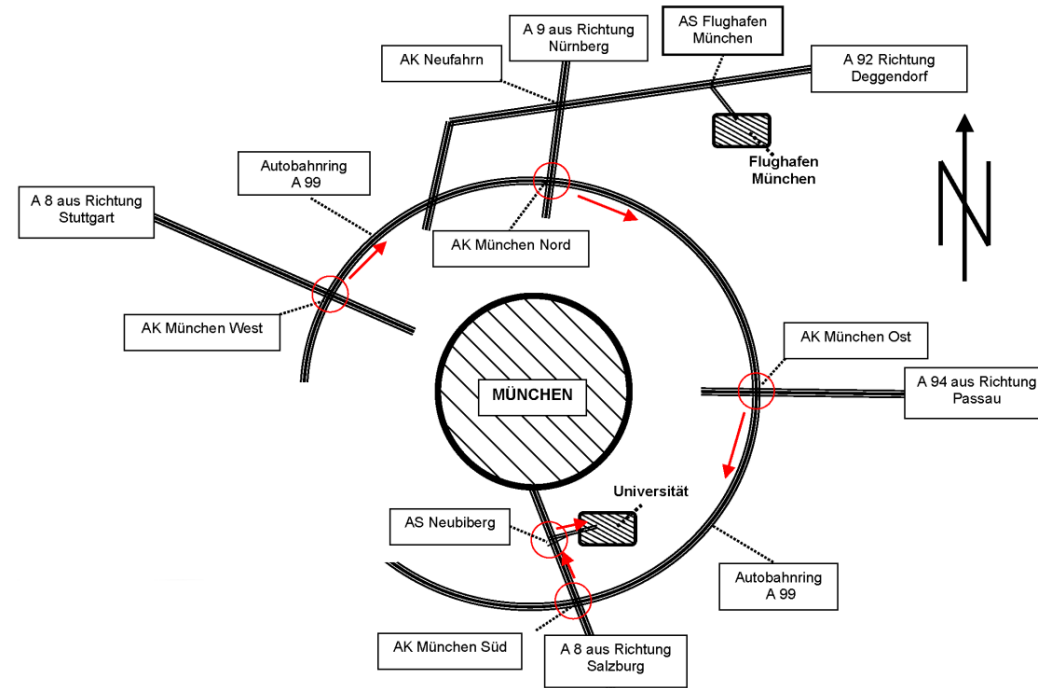
- take A99 beltway towards SALZBURG to junction MÜNCHEN SÜD
- proceed at A8 towards MÜNCHEN, exit to your right at NEUBIBERG
- after 150 m turn right towards UNTERHACHING/PERLACH
- after 400 m at the traffic light turn right towards UNTERHACHING
- after 50 m at the next traffic light turn left towards UNTERBIBERG
- follow major road for about 1000 m
- after approx. 1000 m exit to your right. You arrived at the main gate/guest entrance WESTTOR

## Route Guidance Systems

"Universitätsstraße, Neubiberg" will direct you to the main gate/guest entrance WESTTOR.

## Parking

Public parking is available at the main gate. If you have permission to enter the campus by car, parking is also available at the former airfield south of the main university complex as indicated in the campus map.



## From Munich Airport to subway station NEUPERLACH SÜD

- Take suburban railway (S-Bahn) **S8**. Get out at OSTBAHNHOF (Munich East) (trains depart every 20 min, journey time: 31 min)
- Either proceed with subway **U5** towards NEUPERLACH SÜD (trains depart every 10 min, journey time: 10 min) or with S-Bahn **S7** towards KREUZSTRASSE (trains depart every 20 min, journey time: 10 min). Get out at NEUPERLACH SÜD.

## From Munich Main Station to subway station NEUPERLACH SÜD

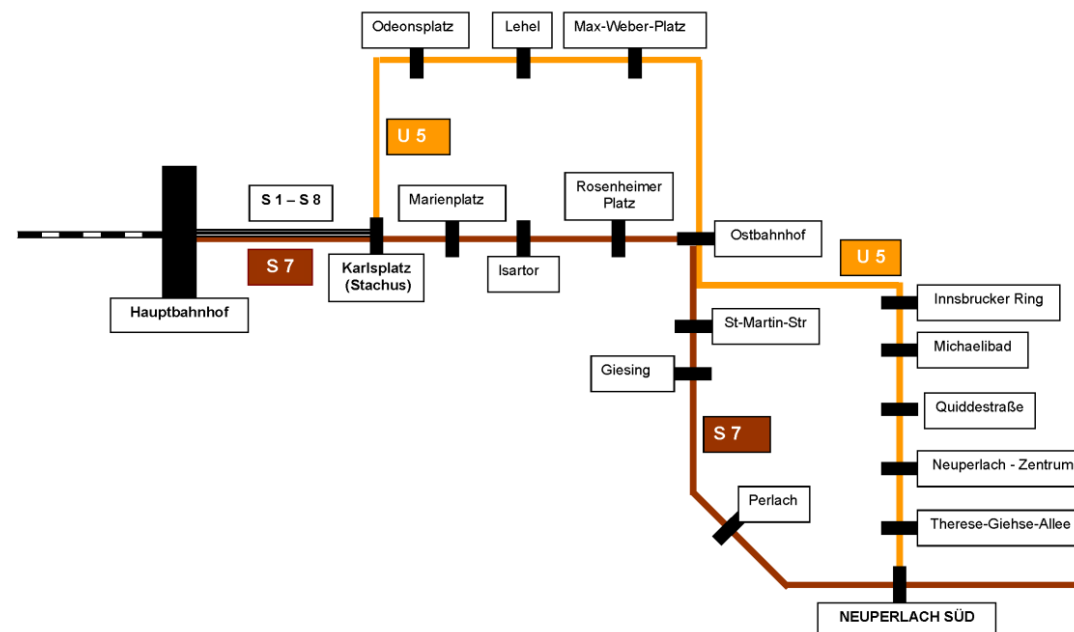
- Alternative 1: Take suburban railway (S-Bahn) **S7** towards KREUZSTRASSE. Get out at NEUPERLACH SÜD. (trains depart every 20 min, journey time: 21 min).
- Alternative 2: Take arbitrary S-Bahn **S1-S8** towards OSTBAHNHOF and get out at the first stop KARLSPLATZ (STACHUS). Then take subway **U5** towards NEUPERLACH SÜD (trains depart every 10 min, journey time: 17 min)

## From subway station NEUPERLACH SÜD to Campus UniBw

Either take bus **217** (towards UNTERHACHING) or bus **218** (towards CAMPEON). Get out at the third stop UNIVERSITÄTSSTRASSE (busses depart every 10 min, journey time: 6 min). Walk 200 m in driving direction and enter the campus through the guest entrance WESTTOR.

For additional information and timetables see

<http://www.mvv-muenchen.de/en/>



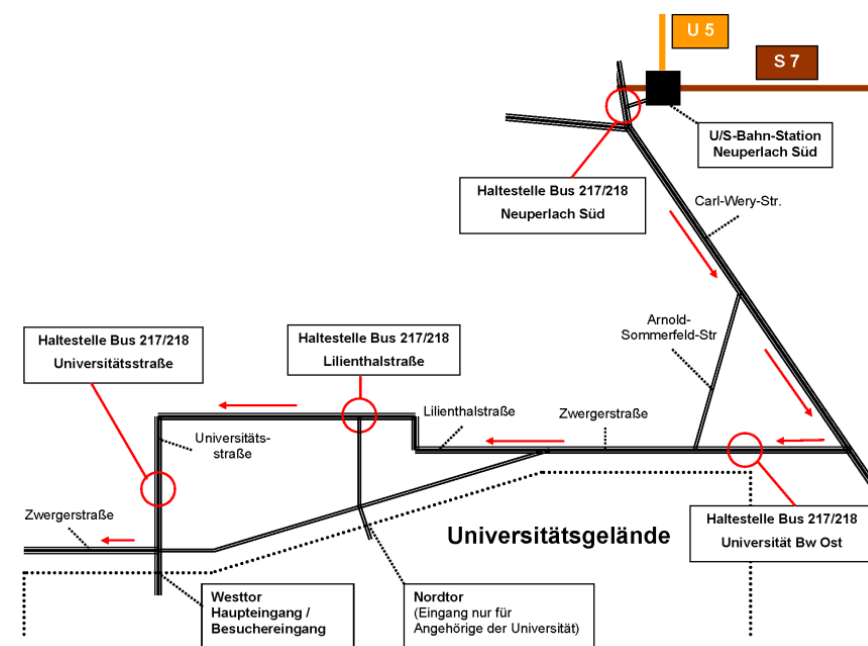
## Tickets and timetables

### From Munich Airport to Campus UniBw

- by cab/taxi (approx. € 75,- fare will be subject to traffic conditions)
- 8 stripes on a "stripe ticket" (Streifenkarte) (€ 9,20 for single trip)
- with the Single Day Ticket for Entire Network (Single-Tageskarte Gesamtnetz, € 10,40) you can travel throughout the entire MVV area for a whole day – including a return trip to the Airport. The Partner Day Ticket (Partner-Tageskarte Gesamtnetz, € 18,80) is valid for up to five adults.

### From Munich Main Station to Campus UniBw

- by cab/taxi (approx. € 25,- fare will be subject to traffic conditions)
- single ticket (1 Zone) (€ 2,40 for single trip)
- 2 stripes on a "stripe ticket" (€ 2,30 for single trip)



The following hotels (among others) offer overnight accommodation in the vicinity of the University campus:

### **Hotel Am Hachinger Bach**

Zwingerstrasse 3

85579 Unterbiberg

Tel: +49 (0)89 673 698 0

Fax: +49 (0)89 673 698 55

<http://www.hotelamhachingerbach.de>

### **Hotel Pazific**

Rosenheimer Landstraße 91

D-85521 München/Ottobrunn

Tel.: +49 (0)89 611 010 0

Fax: +49 (0)89 611 010 800

<http://hotelpazificgmbh.hotels.officelive.com>

### **Hotel Perlach**

Pfanzeltplatz 11

D-81737 München

Tel: +49 (0) 89 700 883-33

Fax: +49 (0) 89 700 883-34

<http://www.hotelperlach.de>